




# PROFESSIONAL WHITES COLLECTION



Confidence. That's what you get when you open a can of Conco® paint. But it's not just in the paint, it's in the programs and services that come with it. Take the Conco Factory Field Representatives. They'll provide estimates, help choose the right product, even coordinate paint delivery right to the site—basically everything you need to get the job done. And that's only the beginning.

To find out how Conco Paints will go the extra mile for your job, call 1-888-388-2426 or visit [www.concopaints.com](http://www.concopaints.com).







CW01 Bright White (Package Color)




CW02 Ultra Bright White (Package Color)




CW03 High Hide White (Package Color)



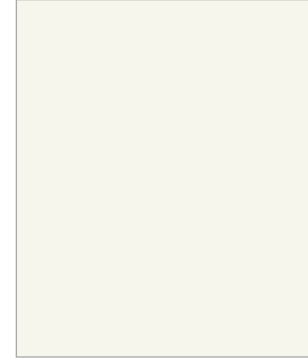
CW04 Antique White (Package Color)




CW80 SW Designer White




CW81 DV Cotton White




CW82 HL Birch White



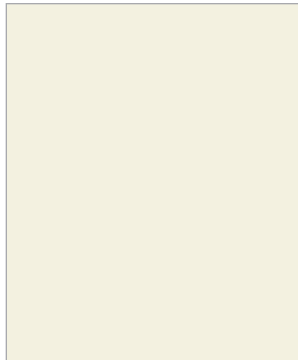
CW83 MZ Ice Cream




CW84 PG Atrium White




CW85 IA Shell White




CW86 SW Dover White




CW87 MB Bone White




CW88 SW Antique White



CW89 BM Navajo White



CW90 BM Bone White



CW91 MZ Oyster White

All colors are shown in flat finish unless otherwise noted. Actual application color may differ due to variation in light, surface texture, gloss, adjacent colors and method of application. Please apply to a small area to check for satisfactory color matching before application.